REVISION RECORD		
REV	DESCRIPTION	DRFT

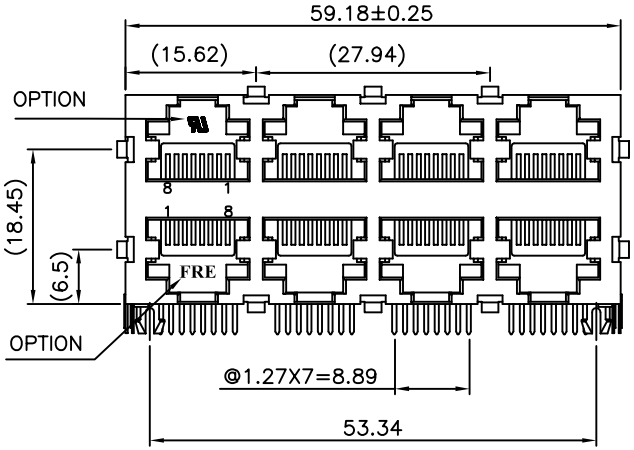

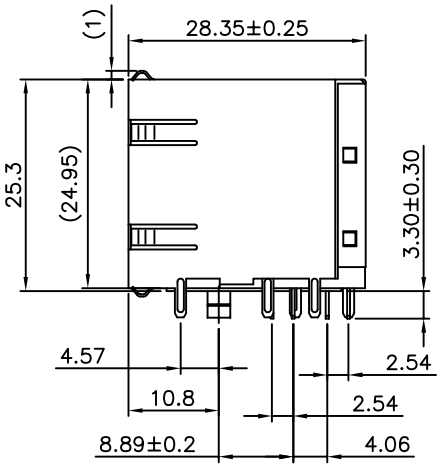

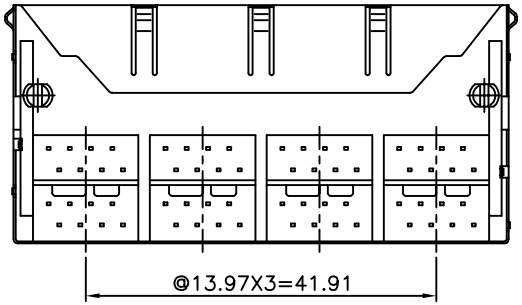

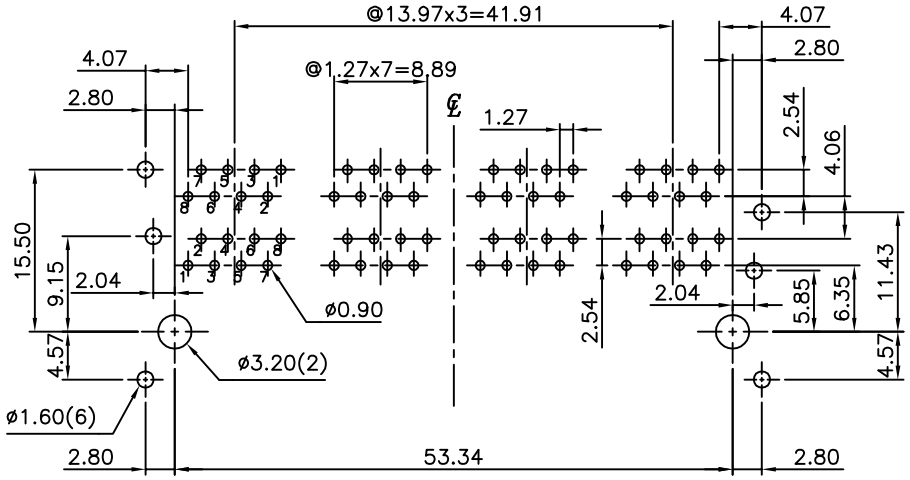

PC BOARD LAYOUT T=1.60mm
COMPONENT SIDE SHOWN
TOLERANCES±0.05mm

NOTES:

ELECTRICAL:

1. VOLTAGE RATING : 125 VAC RMS.
2. CURRENT RATING : 1.5 AMP.
3. CONTACT RESISTANCE : 60 MILLIOHMS MAX.
4. INSULATION RESISTANCE: 1000 MEGOHMS MIN @ 500 VDC.
5. DIELECTRIC STRENGTH : 1000 VDC RMS 60Hz, 1MIN.

MECHANICAL:

1. HOUSING & IIN'S MATERIAL : PBT FIBER GLASS FILLED . UL94V-0
2. CONTACT MATERIAL : PHOSPHOR BRONZE, T=0.35mm.
3. SHIELD MATERIAL : COPPER ALLOY, T=0.25mm.
4. PLATING : GOLD PLATING OVER NICKEL.
5. OPERATING LIFE : 750 CYCLES MIN.
6. PCB RETENTION PRE-SOLDER : 1 LB MIN.
7. PCB RETENTION POST-SOLDER: 10 LBS MIN.

ENVIRONMENTAL:

1. STORAGE TEMPERATURE : -40°C TO +85°C.
2. OPERATION TEMPERATURE: -40°C TO +85°C.
3. WAVE SOLDERING TEMPERATURE: 235°C TO 245°C (3~5 SECONDS).
4. RoHS COMPLIANT.

MATES WITH MODULAR PLUG CONFORMING TO
FCC PART 68, SUBPART F.
CUL FILE NO. E163191

E5908-5VC145-L	NICKEL	BLACK	50u"	W/
PART NO.	SHIELD PLATING	COLOR	Au PLATING	FRE & UL LOGO

MM (INCH)

TOLERANCES EXCEPT AS NOTED

MM	
.0 ± 0.25	±
.00 ± 0.20	±
.000 ± 0.10	±

ANGLES ± 1°

THIRD ANGLE PROJECTION

DETACHED LISTS

RoHS Compliant

Pulse Electronics

TITLE STAMPED PIN III

STACKED GANGED JACK,2X4

DFTO : KURT	DRAWING NO. CE5908-5VC14X-L	SIZE A3	REV 0
DATE : 05/07/2012	/PART NO. E5908-5VC145-L		
SCALE : 3:2	DO NOT SCALE DRAWING	SHEET 1 OF 1	