

ignion[™]

Your innovation.
Accelerated.

DUO mXTEND[™] (NN03-320)

DATASHEET

DUO mXTEND[™] (NN03-320)

The DUO mXTEND[™] antenna booster can provide optimal performance, even under the restriction **of having no ground clearance beyond the antenna footprint**. This miniature and multipurpose component is designed to provide **GNSS** and **Bluetooth** connectivity worldwide, **simultaneously**, as well as other regions of the spectrum, such as 5G and UWB, simultaneously, thanks to its multiport nature.



Product Benefits

- **Multipurpose:** Multiband and multi-RAT IoT chip antenna component with 2 independent ports.
- **Smallest clearance:** No clearance beyond the antenna footprint.
- **Miniature:** Small form factor of 7.0 mm x 3.0 mm x 2.0 mm.
- **Best for combining:** One or more of GNSS, Bluetooth, UWB and 5G applications.
- **Versatile:** Dual mounting on device corner or center edge.
- **Reliability:** Off-the-Shelf standard product, no antenna part customization (electronic optimization).
- **Use cases:** tracking devices, wearables, gaming devices, IoT-5G modules.

Operation Bands Summary

- GNSS, Bluetooth, 5G and UWB (1561 – 1606MHz, 2400 – 2500MHz, 3400 – 3800MHz, 3100 – 4800MHz and 6000 – 10600 MHz).

1. AVAILABLE SOLUTIONS SUMMARY

Class	Frequency Regions	Frequency range	More detailed info
2 Ports	4	1561MHz, 1575MHz, 1598MHz to 1606MHz, and 2400MHz to 2500MHz.	<u>GNSS + BLUETOOTH</u>
1 Port	3	1561 MHz, 1575 MHz, 1598MHz to 1606MHz	<u>GNSS</u>
1 Port	1	2400 MHz to 2500 MHz	<u>BLUETOOTH</u>
1 Port	1	3400 MHz to 3800 MHz	<u>5G</u>
1 Port	1	3100 MHz to 4800 MHz and 6000 MHz to 10600 MHz	<u>UWB</u>
1 Port	2	2400MHz to 2500MHz, 4900MHz to 5900MHz	<u>WIFI DUAL BAND</u>

2. DETAILED AVAILABLE SOLUTIONS

2.1. GNSS AND BLUETOOTH SOLUTION

Technical features	BeiDou	GPS & GALILEO	GLONASS	Bluetooth
	1561MHz	1575MHz	1598 – 1606MHz	2400 – 2500MHz
Average Efficiency	> 40%	> 45%	> 50%	> 50%
Peak Gain	-1.1 dBi	-1.0 dBi	-1.0 dBi	-0.9 dBi
VSWR	< 3:1			
Radiation Pattern	Omnidirectional			
Polarization	Linear			
Weight (approx.)	0.11 g.			
Temperature	-40 to +125 °C			
Impedance	50 Ω			
Dimensions (L x W x H)	7.0 mm x 3.0 mm x 2.0 mm			

Technical features. Measures from the evaluation board (80 mm x 40 mm x 1 mm).

2.2 GNSS SOLUTION

Technical features	1561 MHz	1575 MHz	1598 – 1606 MHz
Average Efficiency	> 60 %	> 70 %	> 60 %
Peak Gain	1.6 dBi	1.8 dBi	1.1 dBi
VSWR	< 2.5:1		
Radiation Pattern	Omnidirectional		
Polarization	Linear		
Weight (approx.)	0.11 g.		
Temperature	-40 to +125 °C		
Impedance	50 Ω		
Dimensions (L x W x H)	7.0 mm x 3.0 mm x 2.0 mm		

Technical features. Measures from the evaluation board (80 mm x 40 mm x 1 mm).

2.3 BLUETOOTH SOLUTION

Technical features	2400 MHz – 2500 MHz
Average Efficiency	> 70 %
Peak Gain	1.8 dBi
VSWR	< 2.5:1
Radiation Pattern	Omnidirectional
Polarization	Linear
Weight (approx.)	0.11 g.
Temperature	-40 to +125 °C
Impedance	50 Ω
Dimensions (L x W x H)	7.0 mm x 3.0 mm x 2.0 mm

Technical features. Measures from the evaluation board (80 mm x 40 mm x 1 mm).

2.4 5G SOLUTION

Technical features	3.4 – 3.8 GHz
Average Efficiency	> 60%
Peak Gain	2.6 dBi
VSWR	< 3.0:1
Radiation Pattern	Omnidirectional
Polarization	Linear
Weight (approx.)	0.11 g.
Temperature	-40 to + 125 °C
Impedance	50 Ω
Dimensions (L x W x H)	7.0 mm x 3.0 mm x 2.0 mm

Technical features. Measures from the evaluation board (80 mm x 40 mm x 1 mm).

2.5 UWB SOLUTION

Technical features	Option 1 UWB (LFR)	Option 2 UWB (HFR)
	3.1 – 4.8 GHz	6.0 – 10.6 GHz
Average Efficiency	> 80%	> 80%
Peak Gain	2.3 dBi	3.6 dBi
VSWR	< 2.6:1	< 4.0:1
Radiation Pattern	Omnidirectional	
Polarization	Linear	
Weight (approx.)	0.11 g.	
Temperature	-40 to + 125 °C	
Impedance	50 Ω	
Dimensions (L x W x H)	7.0 mm x 3.0 mm x 2.0 mm	

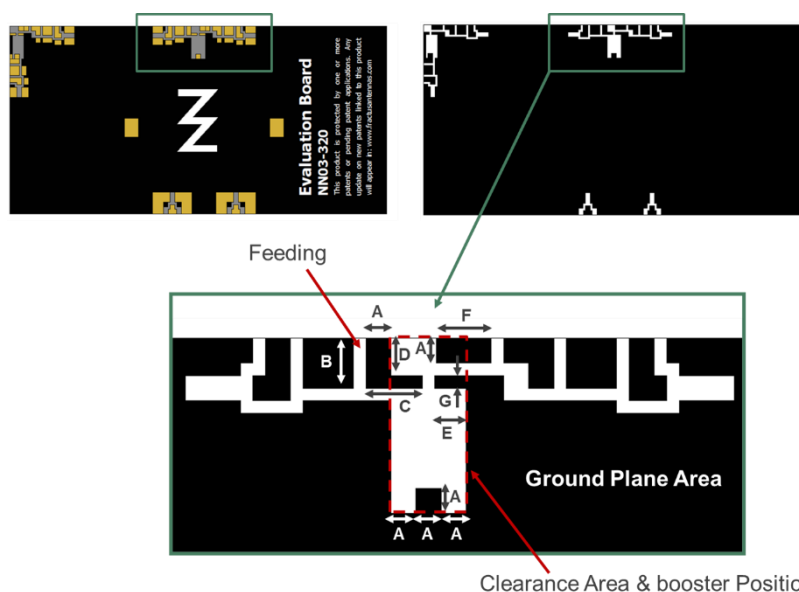
Technical features. Measures from the evaluation board (25 mm x 20 mm x 1 mm).

2.6 WIFI DUAL BAND SOLUTION

Technical features	2.4 – 2.5 GHz	4.9 – 5.875 GHz
Average Efficiency	> 65%	> 65%
Peak Gain	4.1 dBi	3.8 dBi
VSWR	< 2.0:1	< 3.0:1
Radiation Pattern	Omnidirectional	
Polarization	Linear	
Weight (approx.)	0.11 g.	
Temperature	-40 to + 125 °C	
Impedance	50 Ω	
Dimensions (L x W x H)	7.0 mm x 3.0 mm x 2.0 mm	

Technical features. Measures from the evaluation board (80 mm x 40 mm x 1 mm).

2.7 ANTENNA FOOTPRINT: 1 PORT IN THE MIDDLE

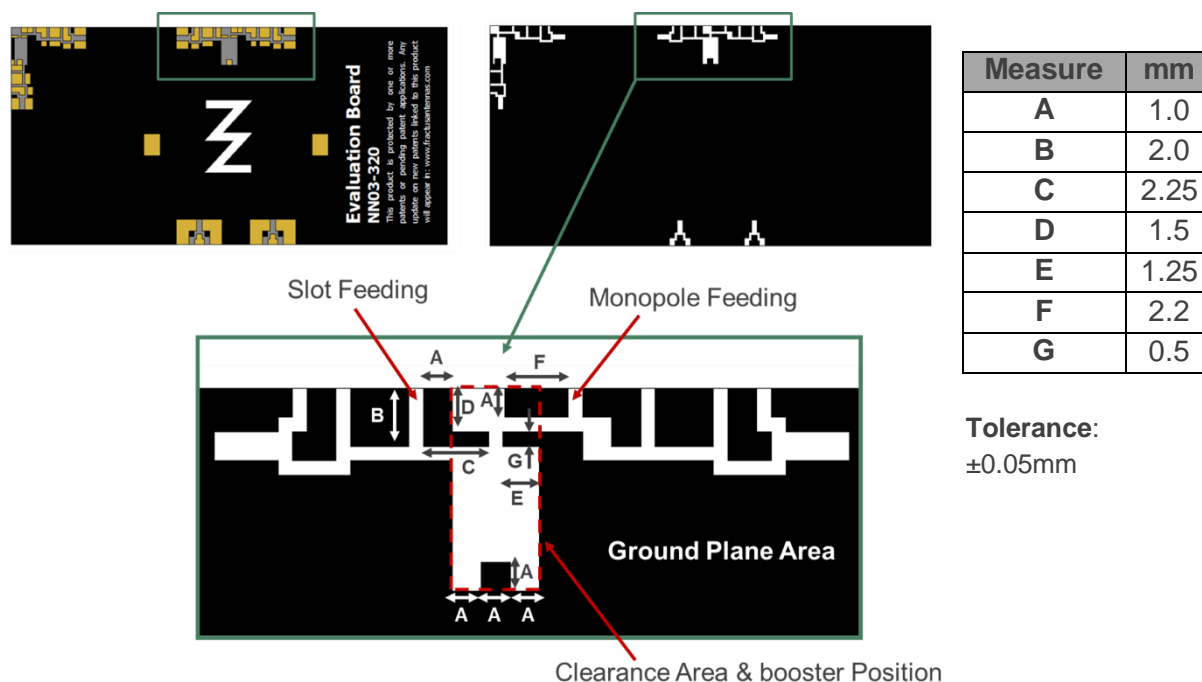


Measure	mm
A	1.0
B	2.0
C	2.25
D	1.5
E	1.25
F	2.2
G	0.5

Tolerance: $\pm 0.05\text{mm}$

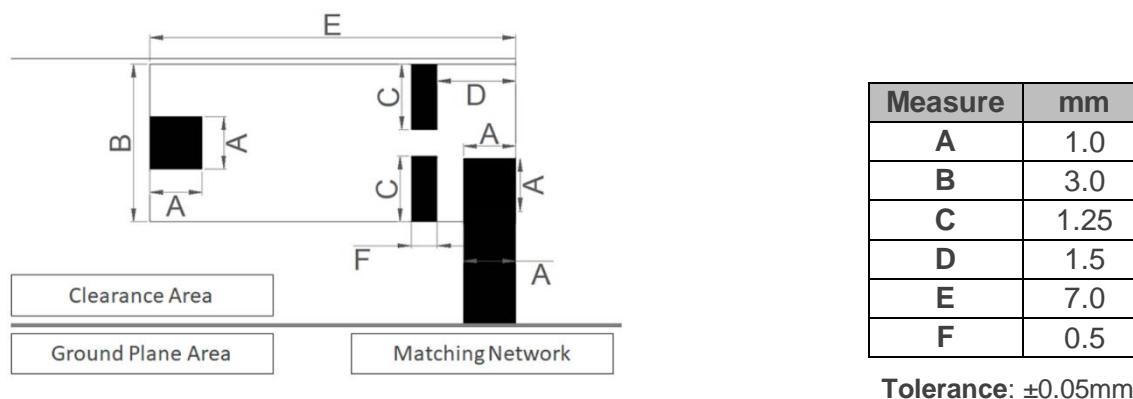
Footprint dimensions for the DUO mXTEND[™] (NN03-320) antenna booster.

2.8 ANTENNA FOOTPRINT: 2 PORTS IN THE MIDDLE



Footprint dimensions for the DUO mXTEND™ (NN03-320) antenna booster.

2.9 ANTENNA FOOTPRINT: 1 PORT IN THE CORNER



Footprint dimensions for the DUO mXTEND™ (NN03-320) antenna booster placed on the corner.

If you need assistance to design your matching network beyond this application note, please contact support@ignion.io, or if you are designing a **different device size** or a **different frequency band**, we can assist you in less than 24 hours. Please, try our free-of-charge¹ [Antenna Intelligence Cloud](https://www.ignion.io/antenna-intelligence/), which will get you a complete design report including a custom matching network for your device in 24h¹. Additional information related to Ignion's range of R&D services is available at: <https://ignion.io/rdservices/>

¹ See terms and conditions for a free Antenna Intelligence Cloud service in 24h at: <https://www.ignion.io/antenna-intelligence/>



Your innovation.
Accelerated.

Contact:
support@ignion.io
+34 935 660 710

Barcelona

Av. Alcalde Barnils, 64-68 Modul C, 3a pl.
Sant Cugat del Vallés
08174 Barcelona
Spain

Shanghai

Shanghai Bund Centre
18/F Bund Centre, 222 Yan'an Road East,
Huangpu District
Shanghai, 200002
China

New Dehli

New Delhi, Red Fort Capital Parsvnath Towers
Bhai Veer Singh Marg, Gole Market,
New Delhi, 110001
India

Tampa

8875 Hidden River Parkway
Suite 300
Tampa, FL 33637
USA