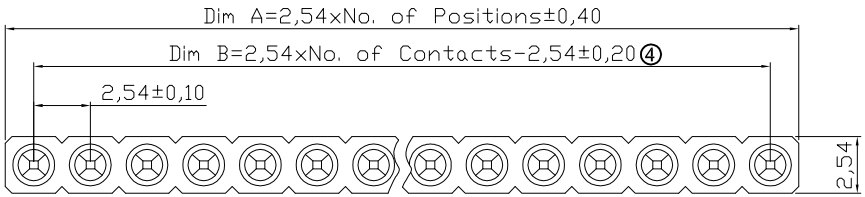

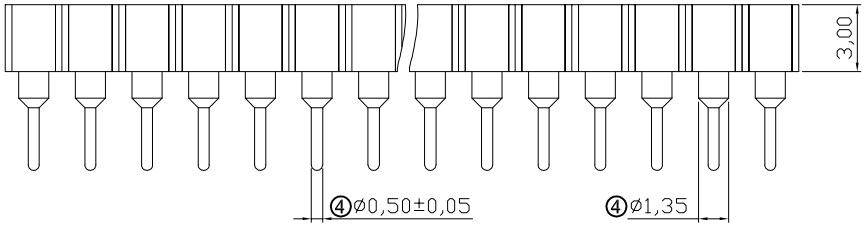

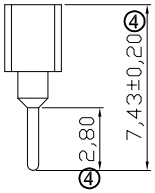

Technical Data

Material:
- Pin(outer sleeve): Brass, machined, CuZn38Pb2
- ④Clip(contact 4 finger): Beryllium copper, heat treated
- Plating Pin(outer sleeve): 2um/80u" nickel, 5um/200u" Tin
- Plating Clip(contact 4 finger): 2um/80u" nickel, Gold flash
- ④Insulator body(housing): PPS UL94V-0 Black

Electrical
- Current rating: 3 Amps/contact max.
- Contact resistance: ≦4mΩ/contact
- Insulation resistance: ≧10000MΩ at 500VAC
- Voltage rating: 100VRMS/150VDC

Mechanical
- Average insertion force with steel pin of Ø0.43mm/0.017": <250g
- Average withdrawal force with steel pin of Ø0.43mm/0.017": >50g
- Mechanical life cycle: min. 200
- Operating temperature: -40°C to +105°C
- Soldering temperature: +260°C, 10s max.

Package: PE bag

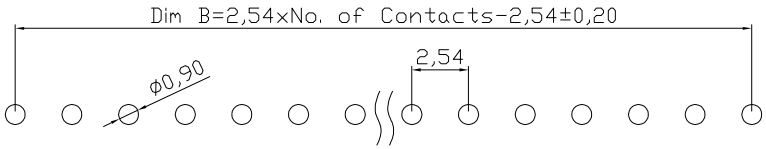

P.C.B. LAYOUT

Contact	Dim A	Dim B	Contact	Dim A	Dim B	Contact	Dim A	Dim B
01	2.54	——	15	38.10	35.56	29	73.66	71.12
02	5.08	2.54	16	40.64	38.10	30	76.20	73.66
03	7.62	5.08	17	43.18	40.64	31	78.74	76.20
04	10.16	7.62	18	45.72	43.18	32	81.28	78.74
05	12.70	10.16	19	48.26	45.72	33	83.82	81.28
06	15.24	12.70	20	50.80	48.26	34	86.36	83.82
07	17.78	15.24	21	53.34	50.80	35	88.90	86.36
08	20.32	17.78	22	55.88	53.34	36	91.44	88.90
09	22.86	20.32	23	58.42	55.88	37	93.98	91.44
10	25.40	22.86	24	60.96	58.42	38	96.52	93.98
11	27.94	25.40	25	63.50	60.96	39	99.06	96.52
12	30.48	27.94	26	66.04	63.50	40	101.60	99.06
13	33.02	30.48	27	68.58	66.04			
14	35.56	33.02	28	71.12	68.58			

RoHS compliant
Unit: mm

Scale	Free
TOLERANCE	
X.	±0.50
X.X	±0.30
X.XX	±0.20
DIM	TOL
Angle	±5°
Angle	TOL

Id.	Modification	Date	Name
④	Update to new drawing	10.08.2016	Amy
③	P/N corrected	23.07.2009	Dean
②	Update	16.12.2008	N.Schulz
①	Drawn	25.05.2007	N.Schulz

	Date	Name
Drawn	25.05.2007	N.Schulz
Approved	10.08.2016	Amy

ASSMANN WSW components

Customer-No.

ASSMANN WSW-No.
AW 127-xx/Z-T③

Drawing-No.
ASS 0212 CO

rev04

Replace

Sheet

SV313