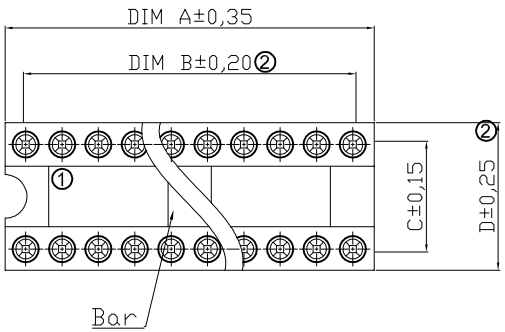

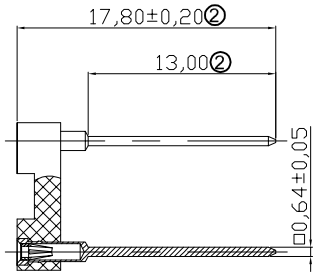

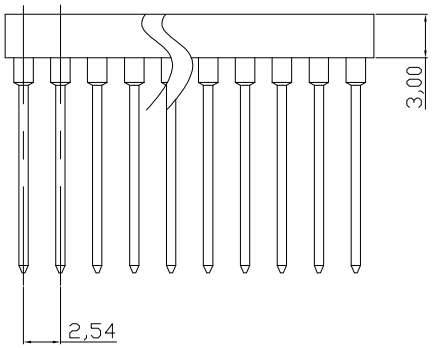

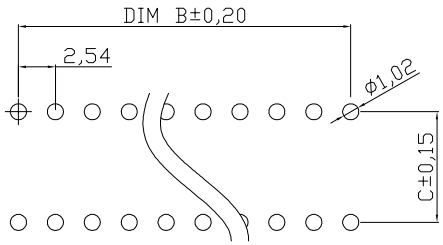

NOTES:

MATERIAL
1.Pin(outer sleeve): Brass, machined CuZn38Pb2
② 2.Clip(contact 4 finger): Beryllium copper, heat treated
3.Plating(outer sleeve): 2um/80u"nickel, 5um/200u"Tin
4.Plating(contact): 2um/80u"nickel, Gold flash
5.Insulator Material: Glass filled PBT, UL94V-0 Black

ELECTRICAL
1.Current Rating: 3Amps/contact max.
2.Contact Resistance: 4mΩ/contact max.
3.Insulation Resistance: ≥10000MΩ at 500VAC
4.Operating Voltage: 100 VRMS/150VDC

MECHANICAL
1.Average Insertion force with steel pin of ø0.43mm/0.017": <250g
2.Average Withdrawal force with steel pin of ø0.43mm/0.017": >50g min.
3.Mechanical life cycle: 200 min.
4.Operation Temperature: -40°C to +105°C
5.Soldering temperature: +220°C,10s max.

Packing: Tube

	Contact	DIM A	DIM B	DIM C	DIM D	Note
	6	7.62	5.08	7.62	10.16	W/O Bar
	8	10.16	7.62	7.62	10.16	
	10	12.70	10.16	7.62	10.16	
	14	17.78	15.24	7.62	10.16	
	16	20.32	17.78	7.62	10.16	
①	18	22.86	20.32	7.62	10.16	W Bar
	20	25.40	22.86	7.62	10.16	
③	24	30.48	27.94	15.24	17.78	
③	28	30.56	33.02	15.24	17.78	
③	40	50.80	48.26	15.24	17.78	

RoHS compliant
Unit: mm

Scale	Free
TOLERANCE	
X.	±0.50
X.X	±0.30
X.XX	±0.20
X.XXX	±0.10
DIM	TOL
Angle	±5°
Angle	TOL

Id.	Modification	Date	Name
③	Update drawing	27.04.2018	Segal
②	Update to new drawing	28.10.2016	Amy
①	Update	30.10.2014	Amy
⓪	Drawn	17.02.2014	Amy

	Date	Name
Drawn	17.02.2014	Amy
Approved	27.04.2018	Amy

ASSMANN WSW components

Customer-No.

ASSMANN WSW-No. AR xx-HZW/TN

Drawing-No. ASS 6290 CO

rev03

Replace ASS 3579 CO ASS 3580 CO

Sheet