

Key Features

- Displays rate from 0-9,999 or time-in-process
- Field programmable, panel-mount meter
- Easy-to-read, high efficiency LED display
- Optional explosion proof enclosure
- Optional NEMA 4X or NEMA 12 enclosure kit
- 90-265 VAC (50-60 Hz) and 10-30 VDC power options




Description

The AP1000 Digital Tachometer combines accuracy and reliability in a rugged, compact housing. The AP1000 is completely field programmable, and offers simple set up and calibration for use in a wide variety of monitoring and process control applications.

Principle of Operation

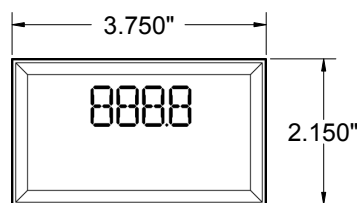
A standard system includes the AP1000 tachometer, a shaft-end mounted pulser disc or split collar pulser wrap, and a Hall Effect Sensor. The pulser generates an alternating magnetic field that is picked up by the large gap, non-contact sensor, which transmits this signal as a digital pulse to the AP1000 via a 3-conductor shielded cable. The AP1000 translates this signal into Hertz or other desired programmable user units such as RPM, FPM, GPM, or TIP (Time-in-Process) and displays them on the front panel LEDs.



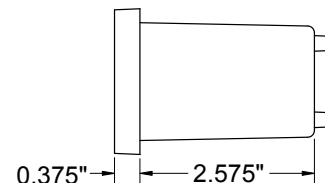
*Standard System with: AP1000,
906 Speed Sensor, 255 Pulser Disc*

Dimensions

Front View



Side View



Options: Protective Enclosures



NEMA 4X Model

Enclosure Kits - NEMA

NEMA 4X - Model 725-003700

- 10x8x6, Fiber Glass
- Swing Out Door and Window

NEMA 12 - Model 725-000004

- 8x6x6, Steel

Explosion Proof

- Model 305-001600

UL Listings:

- Class I, Div I, Class B, C, D
- Class II, Div I, Class E, F, G
- Class III, Div I, Type 4



Specifications

Product	
Input Power Voltage	90-265 VAC (50-60 Hz)
Optional Voltages	10-30 VDC
Input Power Wattage	AC: 1 VA, DC: 1.5 W
Input Signal Type	NPN open collector, PNP, magnetic pickup, logic level
Pull-up	3.3K Ohms
Frequency Range	0.01 Hz – 9,999 Hz
Sensor Supply	10 VDC at 50 mA max

Resolution	4 Digits
Accuracy	±1 Digit
Physical/Environmental Enclosure	Noryl 255
Tachometer Operating Temperature	0° C to +70° C*
Storage Temperature	-65° C to +70° C
Tachometer Mounting	Panel mount

* Contact Electro-Sensors for higher temperature ranges
Specifications subject to change without notice.

Ordering

Model	Part Number
AP1000, 90-265 VAC	800-082005
AP1000, 10-30 VDC	800-082006

Enclosure Options	Part Number
Explosion Proof Enclosure	305-001600
NEMA 4X Enclosure Kit	725-003700
NEMA 12 Enclosure Kit	725-000004

AP1000 Standard System

- Speed Sensor
- Shaft Speed Pulse Generator

These are the most popular system components.
Many other options are available.

System Options	Part Number
906 Hall Effect Speed Sensor	775-000500
907 XP Hall Effect Speed Sensor (Explosion Proof)	775-000600
Standard 255 Nylon Pulser Disc, 4" Diameter, 16 Magnets	700-000200
Split Collar Pulser Wrap (PVC, Aluminum, Stainless Steel)	Custom (See Website)

Customization

If one of our standard products does not meet your specifications, please call one of our applications specialists. Many of our products can be customized to fit specific needs.

Additional Information

See the AP1000 Installation and Operating Manual for complete details, specifications, and programming instructions.