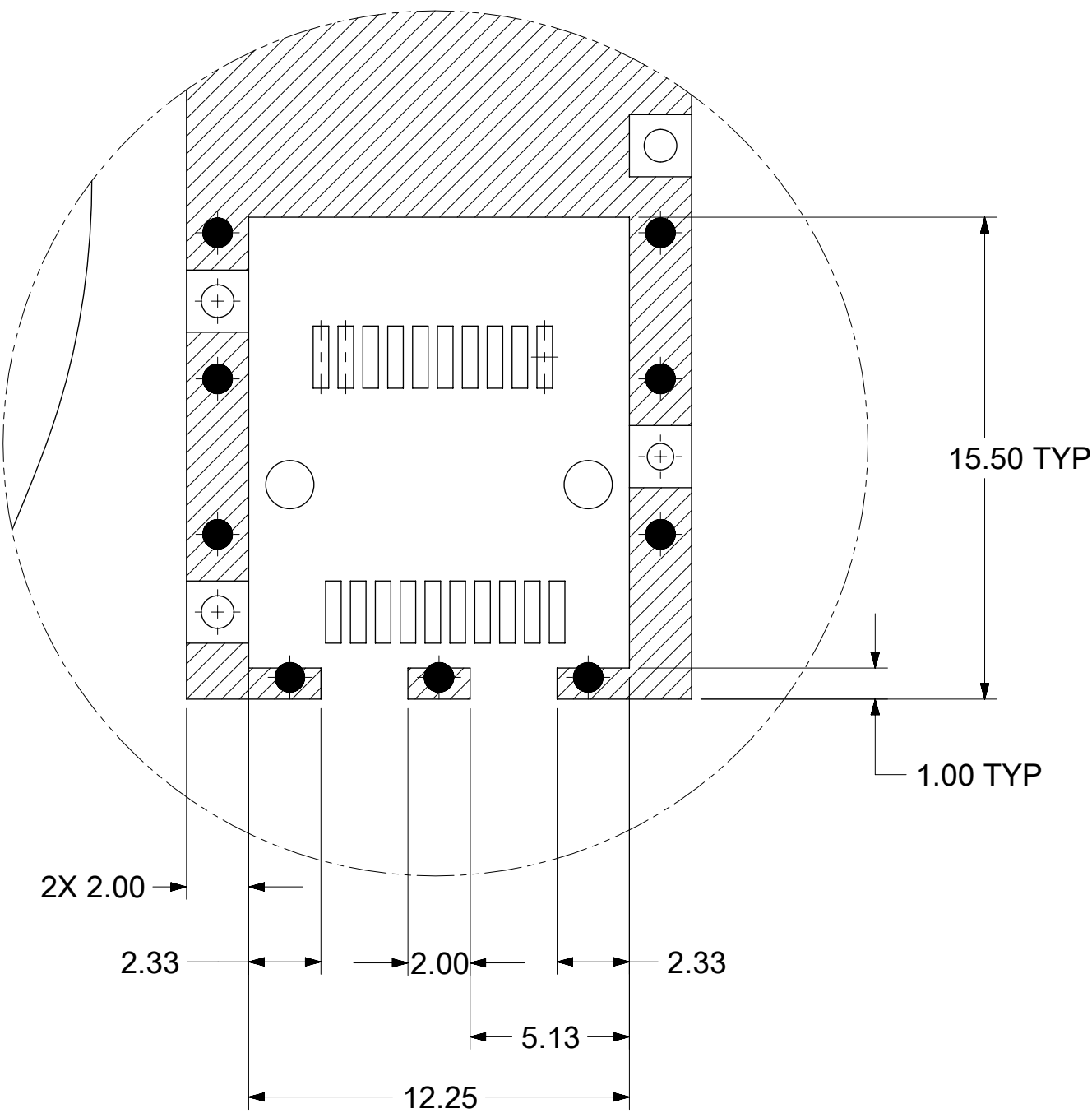
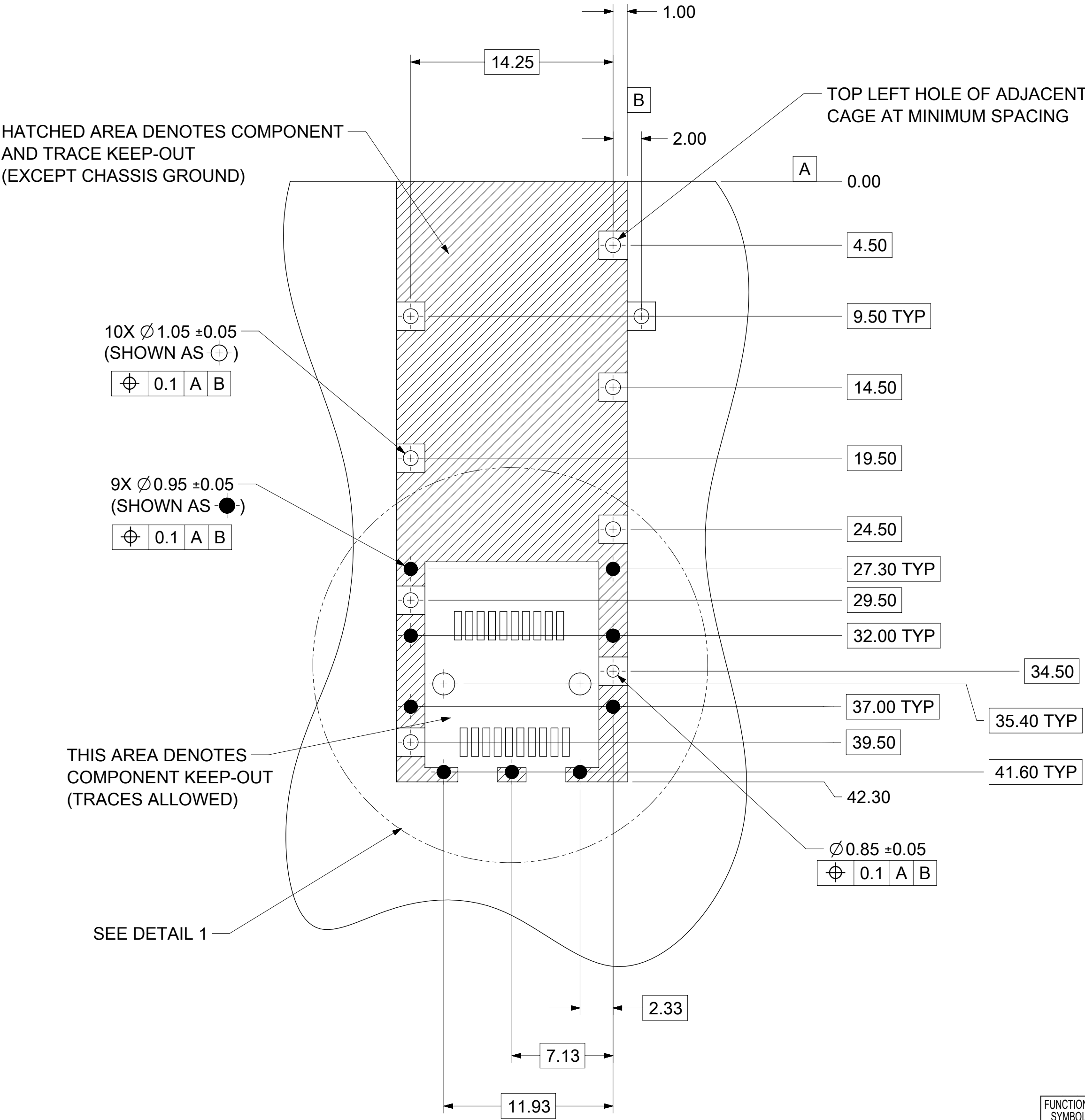




PCB LAYOUT FOR SINGLE SIDE MOUNT



DETAIL 1  
SCALE 10:1  
HOST CONNECTOR DETAIL

- NOTES:
1. PADS AND VIAS CONNECT TO CHASSIS GROUND (RECOMMEND PADS TO BE 2.00mm SQUARE)
  2. RECOMMENDED THRU HOLE PLATING INCLUDES HASL, OSP, OR IMMERSION (GOLD, SILVER, OR TIN).
  3. CONNECTOR PAD LAYOUT PER SFP+ MSA WILL ACCOMMODATE MOLEX CONNECTOR SERIES 74441 OR EQUIVALENT.

| FUNCTIONAL SYMBOLS  | THIS DRAWING CONTAINS INFORMATION THAT IS PROPRIETARY TO MOLEX ELECTRONIC TECHNOLOGIES, LLC AND SHOULD NOT BE USED WITHOUT WRITTEN PERMISSION |  |       |                   |                                      |  |         |                          |  |          |                 |          |          |  |              |  |
|---|---|--|-------|-------------------|--------------------------------------|--|---------|--------------------------|--|----------|-----------------|----------|----------|--|--------------|--|
| <div><div>F</div><div>A</div><div>= 0</div></div> <div><div>F</div><div>C</div><div>= 0</div></div> <div><div>F</div><div>P</div><div>= 0</div></div> | DIMENSION UNITS   |  | SCALE |                   | CURRENT REV DESC: SEE REVISION TABLE |  |         |                          | <div>molex</div> <div>SFP+ 1X1 CAGE ASSEMBLY PRESS FIT TYPE,<br/>WITH SUS EMI SPRING FINGERS</div> |          |                 |          |          |  |              |  |
|   | mm  |  | 4:1   |                   |                                      |  |         |                          |  |          |                 |          |          |  |              |  |
|   | GENERAL TOLERANCES (UNLESS SPECIFIED)   |  |       |                   |                                      |  |         |                          | EC NO: 707270  |          |                 |          |          |  |              |  |
| ANGULAR TOL ± 1.0 °   |   |  |       | DRWN: PKH         |                                      |  |         | 2022/04/13               |  |          |                 |          |          |  |              |  |
| 4 PLACES ±  |   |  |       | CHK'D: TKUMARKC   |                                      |  |         | 2022/05/25               |  |          |                 |          |          |  |              |  |
| 3 PLACES ±  |   |  |       | APPR: SCHIEN      |                                      |  |         | 2022/06/01               |  |          |                 |          |          |  |              |  |
| 2 PLACES ± 0.15   |   |  |       | INITIAL REVISION: |                                      |  |         | PRODUCT CUSTOMER DRAWING |  |          |                 |          |          |  |              |  |
| 1 PLACE ± 0.25  |   |  |       | DRWN: PKH         |                                      |  |         | DOCUMENT NUMBER          |  | DOC TYPE |                 | DOC PART | REVISION |  |              |  |
| 0 PLACES ±  |   |  |       | APPR: SCHIEN      |                                      |  |         | 747548105                |  | PSD      |                 | ASY      | A        |  |              |  |
| DIVISIONAL SYMBOLS  | DRAFT WHERE APPLICABLE<br>MUST REMAIN<br>WITHIN DIMENSIONS  |  |       |                   | THIRD ANGLE PROJECTION               |  | DRAWING |                          | SERIES   |          | MATERIAL NUMBER |          | CUSTOMER |  | SHEET NUMBER |  |
|   |   |  |       |                   |                                      |  | C-SIZE  |                          | 74754  |          | 747548105       |          |          |  | 2 OF 4       |  |

**molex**

SFP+ 1X1 CAGE ASSEMBLY PRESS FIT TYPE,  
WITH SUS EMI SPRING FINGERS

PRODUCT CUSTOMER DRAWING

DOCUMENT NUMBER

747548105

DOC TYPE DOC PART REVISION

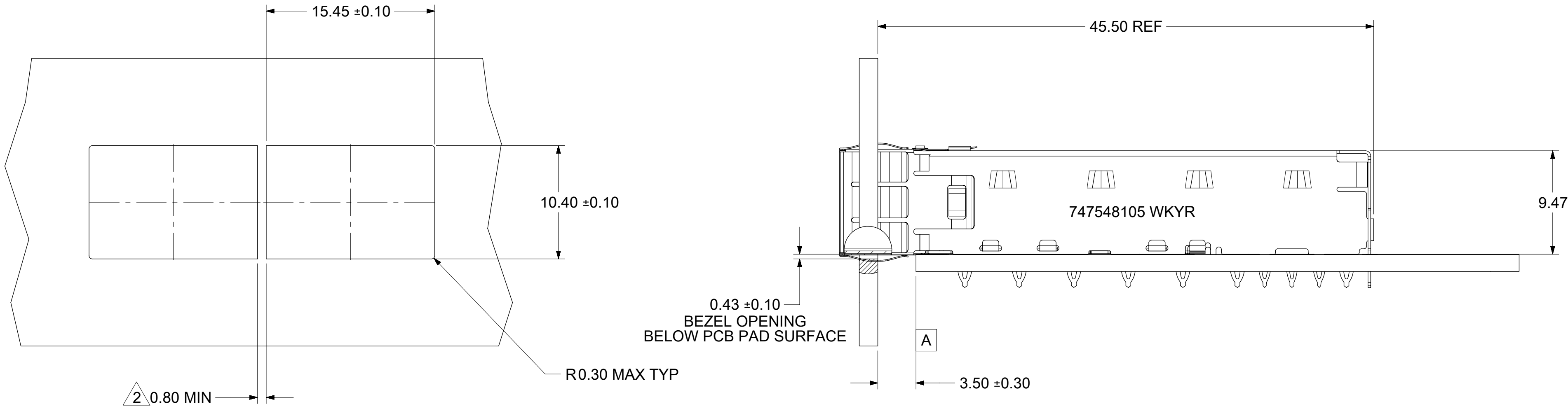
PSD

ASY

A

| DOCUMENT STATUS | P1 | RELEASE DATE | 2022/06/01 06:40:53 |
|-----------------|----|--------------|---------------------|
|-----------------|----|--------------|---------------------|

BEZEL AND BOARD POSITION DIMENSIONS FOR SINGLE SIDE MOUNTING  
(SPRING FINGER)



NOTE:  
1. PCB THICKNESS VARIATION MUST BE CONSIDERED WHEN DETERMINING BEZEL OPENING LOCATION.  
2. THIS DIMENSION IS FOR REFERENCE ONLY. USER CAN MODIFY UT DEPENDS ON APPLICATION.  
(THIS DIMENSION VARIES BASED ON DISTANCE OF "HOLE OF ADJACENT CAGE" ON PCB LAYOUT.)

|   |  |       |        |  |  |        |       |           |  |                  |  |        |   |  |         |        |                              |  |                 |                 |               |
|---|--|-------|--------|--|--|--------|-------|-----------|--|------------------|--|--------|---|--|---------|--------|------------------------------|--|-----------------|-----------------|---------------|
| THIS DRAWING CONTAINS INFORMATION THAT IS PROPRIETARY TO MOLEX ELECTRONIC TECHNOLOGIES, LLC AND SHOULD NOT BE USED WITHOUT WRITTEN PERMISSION |  |       |        |  |  |        |       |           |  |                  |  |        |   |  |         |        |                              |  |                 |                 |               |
| FUNCTIONAL SYMBOLS  | DIMENSION UNITS  |       | SCALE  |  | CURRENT REV DESC: SEE REVISION TABLE   |        |       |           |  | <div>molex</div> |  |        |   |  |         |        |                              |  |                 |                 |               |
|   | mm   | 3.5:1 |        |  |  |        |       |           |  |                  |  |        |   |  |         |        |                              |  |                 |                 |               |
| DIVISIONAL SYMBOLS  | GENERAL TOLERANCES (UNLESS SPECIFIED)                      |       |        |  | EC NO: 707270<br>DRWN: PKH 2022/04/13<br>CHK'D: TKUMARKC 2022/05/25<br>APPR: SCHIEN 2022/06/01<br><br>INITIAL REVISION:<br>DRWN: PKH 2022/04/13<br>APPR: SCHIEN 2022/06/01 |        |       |           |  |                  |  |        | SFP+ 1X1 CAGE ASSEMBLY PRESS FIT TYPE,<br>WITH SUS EMI SPRING FINGERS |  |         |        |                              |  |                 |                 |               |
|   | ANGULAR TOL ± 1.0 °  |       |        |  |  |        |       |           |  |                  |  |        |   |  |         |        |                              |  |                 |                 |               |
|   | 4 PLACES   |       | ±      |  |  |        |       |           |  |                  |  |        | PRODUCT CUSTOMER DRAWING  |  |         |        |                              |  |                 |                 |               |
|   | 3 PLACES   |       | ±      |  |  |        |       |           |  |                  |  |        |   |  |         |        | DOCUMENT NUMBER<br>747548105 |  | DOC TYPE<br>PSD | DOC PART<br>ASY | REVISION<br>A |
|   | 2 PLACES   |       | ± 0.15 |  |  |        |       |           |  |                  |  |        |   |  |         |        |                              |  |                 |                 |               |
|   | 1 PLACE  |       | ± 0.25 |  |  |        |       |           |  |                  |  |        |   |  |         |        |                              |  |                 |                 |               |
|   | 0 PLACES   |       | ±      |  |  |        |       |           |  |                  |  |        |   |  |         |        |                              |  |                 |                 |               |
|   | DRAFT WHERE APPLICABLE<br>MUST REMAIN<br>WITHIN DIMENSIONS |       |        |  |  |        |       |           |  |                  |  |        | THIRD ANGLE PROJECTION  |  | DRAWING | SERIES | MATERIAL NUMBER              |  | CUSTOMER        |                 | SHEET NUMBER  |
|   |  |       |        |  |  | C-SIZE | 74754 | 747548105 |  |                  |  | 3 OF 4 |   |  |         |        |                              |  |                 |                 |               |

molex

SFP+ 1X1 CAGE ASSEMBLY PRESS FIT TYPE,  
WITH SUS EMI SPRING FINGERS

PRODUCT CUSTOMER DRAWING

DOCUMENT NUMBER  
747548105

DOC TYPE  
PSD

DOC PART  
ASY

REVISION  
A

| REV | DATE       | DESCRIPTION     |
|-----|------------|-----------------|
| A   | 2022/05/25 | INITIAL RELEASE |
|     |            |                 |
|     |            |                 |
|     |            |                 |
|     |            |                 |
|     |            |                 |
|     |            |                 |
|     |            |                 |
|     |            |                 |
|     |            |                 |
|     |            |                 |

FUNCTIONAL SYMBOLS

F

A

= 0

F

C

= 0

F

P

= 0

DIVISIONAL SYMBOLS

DIMENSION UNITS

mm

SCALE

1:1

GENERAL TOLERANCES (UNLESS SPECIFIED)

ANGULAR TOL ± 1.0 °

4 PLACES ±

3 PLACES ±

2 PLACES ± 0.15

1 PLACE ± 0.25

0 PLACES ±

DRAFT WHERE APPLICABLE MUST REMAIN WITHIN DIMENSIONS

CURRENT REV DESC: SEE REVISION TABLE

EC NO: 707270

DRWN: PKH 2022/04/13

CHK'D: TKUMARKC 2022/05/25

APPR: SCHIEN 2022/06/01

INITIAL REVISION:

DRWN: PKH 2022/04/13

APPR: SCHIEN 2022/06/01

THIRD ANGLE PROJECTION

DRAWING

C-SIZE

SERIES

74754

SFP+ 1X1 CAGE ASSEMBLY PRESS FIT TYPE, WITH SUS EMI SPRING FINGERS

PRODUCT CUSTOMER DRAWING

DOCUMENT NUMBER

747548105

DOC TYPE

PSD

DOC PART

ASY

REVISION

A

MATERIAL NUMBER

747548105

CUSTOMER

SHEET NUMBER

4 OF 4

THIS DRAWING CONTAINS INFORMATION THAT IS PROPRIETARY TO MOLEX ELECTRONIC TECHNOLOGIES, LLC AND SHOULD NOT BE USED WITHOUT WRITTEN PERMISSION

mo

lex

DOCUMENT STATUS

P1

RELEASE DATE

2022/06/01 06:40:53