REVISION RECORD		
REV	DESCRIPTION	DRFT
10	NEW RELEASE	Ashelly 11/23/09
11	DIELECTRIC STRENGTH CHANGE	Alice 03/05/12
12	UPDATE LAYOUT TO EASY READER	Rick.Wang 03/13/17

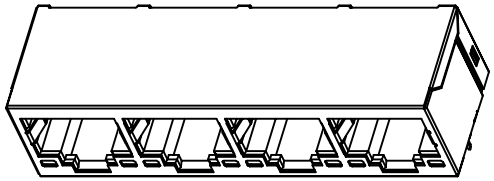

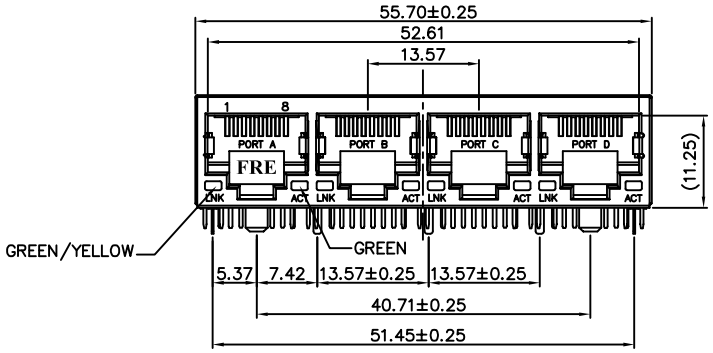

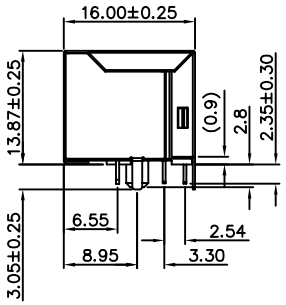

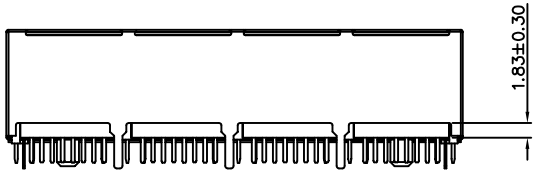

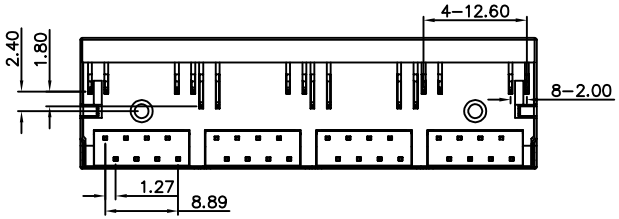

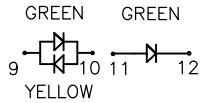

LED COLOR DISPLAY

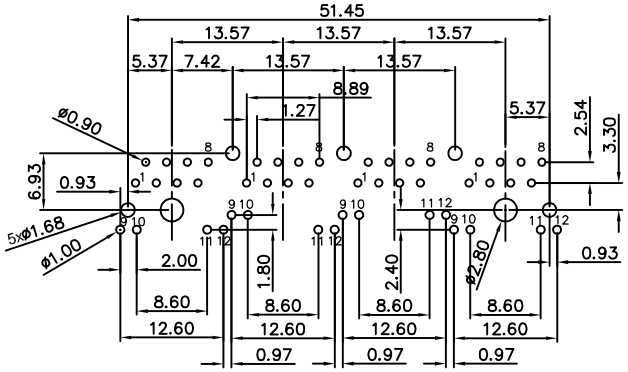

PC Board Layout Component Side Shown(1.6mm)

NOTES:

ELECTRICAL:

1. VOLTAGE RATING : 125 VAC RMS .
2. CURRENT RATING : 1.5 AMP .
3. CONTACT RESISTANCE : 45 MILLIOHMS MAX.
4. INSULATION RESISTANCE : 1000 MEGOHMS MIN @ 500 VDC.
5. DIELECTRIC STRENGTH : 1500 VDC RMS 60Hz, 1MIN. BETWEEN TERMINALS AND GROUND

11.

MECHANICAL:

1. HOUSING MATERIAL : NYLON+30 GF. UL94V–0. COLOR–BLACK.
2. INSERT MATERIAL : NYLON+30 GF. UL94V–0. COLOR–BLACK.
3. CONTACT MATERIAL : PHOSPHOR BRONZE t=0.35 mm.
   : GOLD PLATING OVER NICKEL.
4. SHIELD MATERIAL : COPPER ALLOY
   PLATED NI
5. OPERATING LIFE: 750 CYCLES MIN.

ENVIRONMENTAL:

1. STORAGE: –40°C TO +85°C.
2. OPERATION: –40°C TO +85°C.
3. WAVE SOLDERING TEMPERATURE: 255~265°C (5~10 SECONDS)
4. MATING/UNMATING FORCE : 2.27 KG (ABOUT 5 LBS) CAN BE MET FOR MATING.
   : 2.27 KG SHOULD BE OK FOR UN–MATING.
5. RETENTION STRENGTH : 11 LBSFOR FOUR DIRECTION(RIGHT, LEFT, UP AND DOWN), BETWEEN PLUG AND JACK.

MATES WITH MODULAR PLUG CONFORMING TO FCC PART 68, SUBPART F.
CUL FILE NO. E163191

PART NUMBER	REV.	PLATING GOLD
E5J88–032–01–L	A	15u''

DETACHED LISTS

MM (INCH)

TOLERANCES EXCEPT AS NOTED

MM	
.0 ± 0.20	±
.00 ± 0.15	±
.000 ± 0.075	±

ANGLES ± 0.5°

THIRD ANGLE PROJECTION

DFTO Ashelly	DATE 10/22/08	
CHKD Alice	DATE 03/05/12	
APPVL Tim	DATE 03/05/12	
MATERIAL :		
QT'Y :		
FINISH :		
SCALE : 20:13		

Pulse Electronics

RoHS Compliant

TITLE latch down

Connector,1x4 led jack

DRAWING NO. E5J88–032–XX–L

/PART NO. E5J88–032–XX–L

SIZE A3 REV 12

DO NOT SCALE DRAWING

SHEET 1 OF 1

Mouser Electronics

Authorized Distributor

Click to View Pricing, Inventory, Delivery & Lifecycle Information:

Pulse:

E5J88-032-01-L